



South Sudan



Primary English 2

Pupil's Book



**This Book is the Property of the
Ministry of General Education
and Instruction.**

This Book is not for sale.

Funded by:



How to take care of your books.

Do's

- 1. Please cover with plastic or paper. (old newspaper or magazines)**
- 2. Please make sure you have clean hands before you use your book.**
- 3. Always use a book marker do not fold the pages.**
- 4. If the book is damaged please repair it as quickly as possible.**
- 5. Be careful who you lend your schoolbook to.**
- 6. Please keep the book in a dry place.**
- 7. When you lose your book please report it immediately to your teacher.**

Don'ts

- 1. Do not write on the book cover or inside pages.**
- 2. Do not cut pictures out of the book.**
- 3. Do not tear pages out of the book.**
- 4. Do not leave the book open and face down.**
- 5. Do not use pens, pencils or something thick as a book mark.**
- 6. Do not force your book into your schoolbag when it is full.**
- 7. Do not use your book as an umbrella for the sun or rain.**
- 8. Do not use your book as a seat.**

South Sudan

Primary
2

English

Pupil's Book 2



This book is the property of the Ministry
of General Education and Instruction

THIS BOOK IS NOT FOR SELL

Funded by:



GLOBAL
PARTNERSHIP
for EDUCATION

quality education for all children

Published by Sasa Sema Publications,
An imprint of Longhorn Publishers,
Longhorn Publishers (K) Ltd.,
Funzi Road, Industrial Area,
P.O. Box 18033 – 00500,
Nairobi, Kenya.

©2018, THE REPUBLIC OF SOUTH SUDAN, MINISTRY OF GENERAL
EDUCATION AND INSTRUCTION.

All rights reserved. No part of this book may be reproduced by any means graphic,
electronic, mechanical, photocopying, taping, storage and retrieval
system without prior written permission of the Copyright Holder.

Pictures, illustrations and links to third party websites are provided in good faith,
for information and education purposes only.




| | | |
|---------|----------------------|----|
| Unit 1 | Politeness | 1 |
| Unit 2 | Myself | 7 |
| Unit 3 | Our school | 14 |
| Unit 4 | Our home | 20 |
| Unit 5 | Economic activities | 26 |
| Unit 6 | Health and hygiene | 31 |
| Unit 7 | Nutrition | 37 |
| Unit 8 | Our environment | 43 |
| Unit 9 | Sports and games | 48 |
| Unit 10 | Accidents and safety | 54 |
| Unit 11 | Children's rights | 59 |
| Unit 12 | Peace and security | 64 |
| Unit 13 | Social events | 70 |
| Unit 14 | Technology | 74 |

Unit 1


Activity 1: Look and talk



We help at home.



We help in the community.



We help in school.



We share with our friends.

Activity 2: Role-play



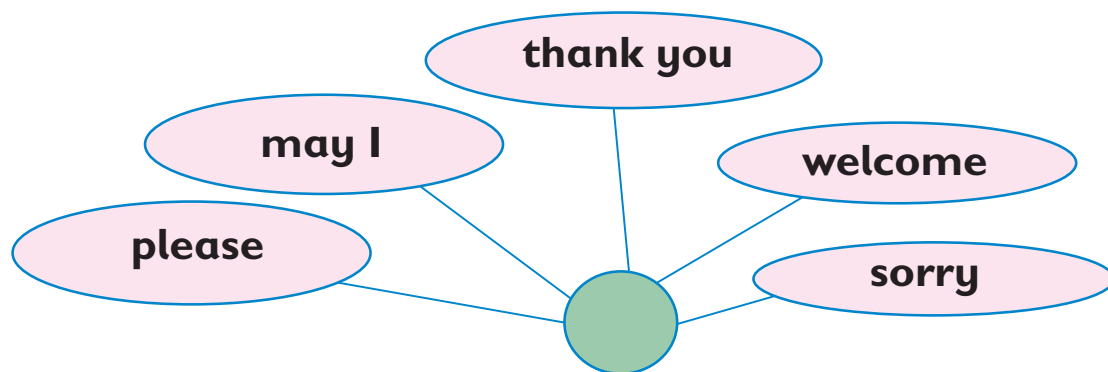
Okongo: **May I** borrow your duster, **please**?

Akello: Yes, you can.


Okongo: **Thank you** very much.

Akello: You are **welcome**.

Activity 3: Practise



Activity 4: Say and role-play



Activity 5: Recite



When asking, say **please**.

After receiving, say **thank you**.

When wrong, say **sorry**.

After giving, say **welcome**.

Activity 6: Say and act



Mr Wani: Please help me carry my sack.

Lam: I will help you, Sir.

Mr Wani: You are so kind.

Lam: Thank you, Sir.

Activity 7: Play a game

We are **sorry**.



Activity 8: Listen and tell

Achol in hospital

Achol did not come to school. She had broken her leg. She was taken to hospital. She stayed in hospital for a week.



Achol's classmates came to visit her. Achol was very happy to see them.

“Thank you for coming,” Achol said.

“You are welcome,” they said.

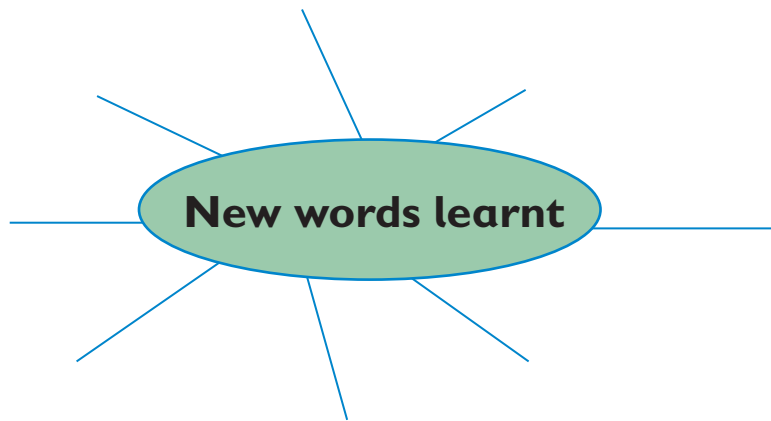
Activity 9: Draw and show

1. Draw one thing that happened to Achol.
2. Show the picture and tell the class about it.

Activity 10: Tell us

- a) Why did Achol not go to school?
- b) Why was Achol happy to see her classmates?
- c) How can we help the sick?

Activity 11: Say



Unit 2

Activity 1: Say and role-play

a

My name is Buwa.
I am in Primary Two.
I **like** mangoes.

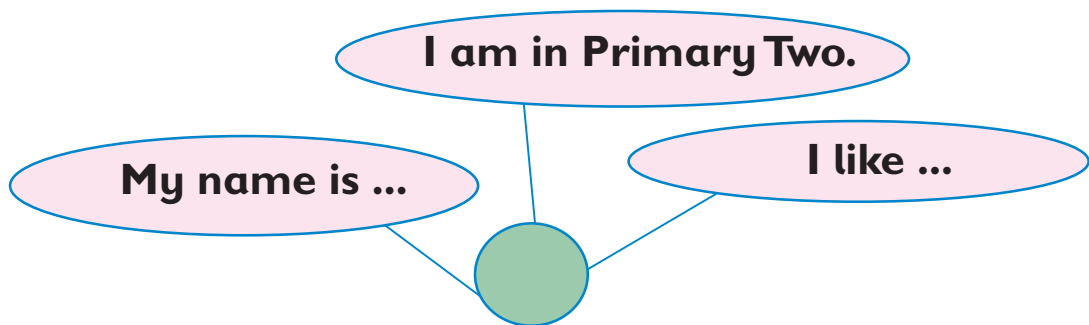


b







My name is Opi.
I am in Primary Two.
I **like** bananas.

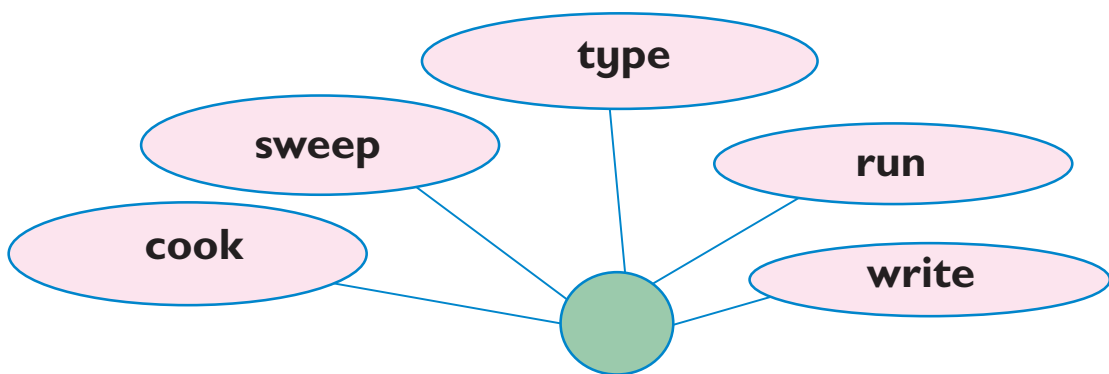
Activity 2: Practise



Activity 3: Look and role-play

| | |
|---|--|
| <p>a</p>  <p>dance</p> | <p>b</p>  <p>jump</p> |
| <p>c</p>  <p>read</p> | <p>d</p>  <p>ride</p> |

Activity 4: Mime



Activity 5: Match

Watch the words in the environment.

Activity 6: Play a game

What do you like?

a

I like **singing**.



b



I like **football**.

Activity 7: Sing and act



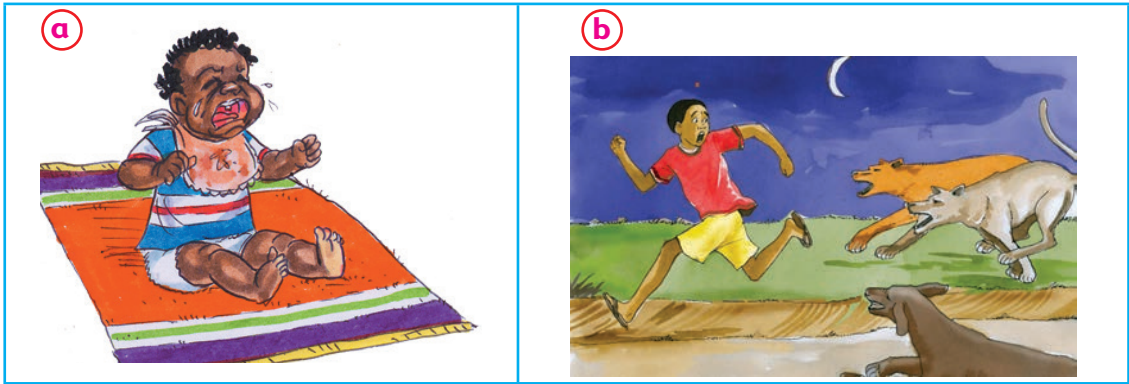
I like running, fast and slow.

I like running, down a hill.

I like skipping, up and down.

Moving is better than being still.

Activity 8: Look and talk



dogs


darkness

cry

sad

Say what you dislike.

Activity 9: Role-play



sad

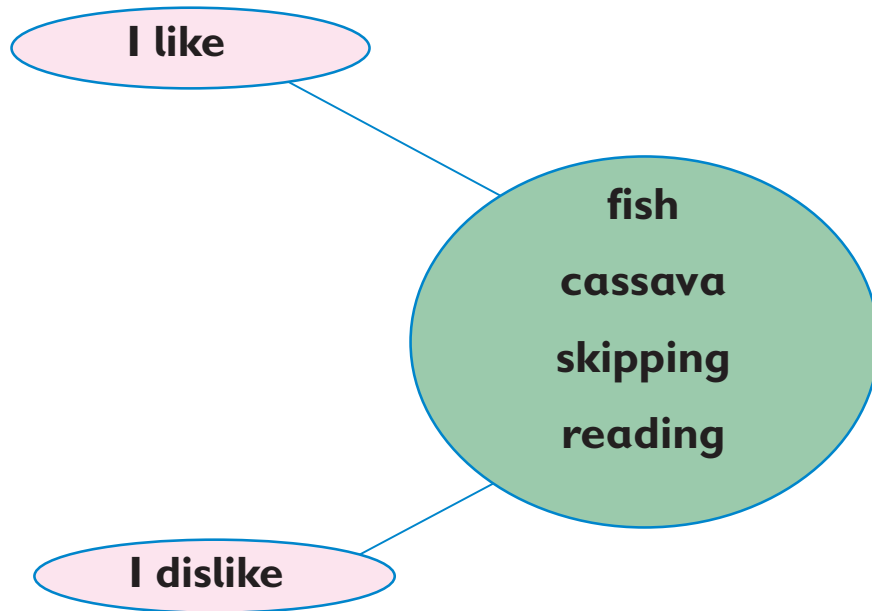
cry

smile

Activity 10: Draw and colour

Draw yourself happy or sad. Say why.

Activity 11: Say



Activity 12: Guess

Guess what they like or dislike.



Activity 13: Listen and tell

Awori's likes

This is Awori. Awori is in Primary 2. Awori likes eating rice, beans, cabbage, potatoes and kisra.



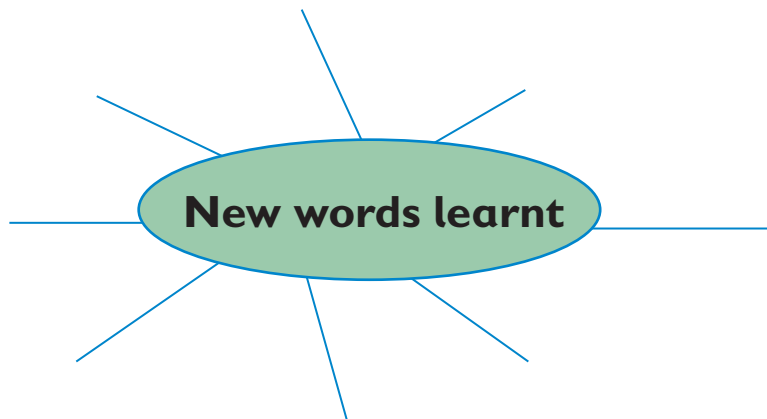
Awori enjoys cooking and reading. She always helps her mother to cook.

Awori reads many storybooks. She wants to write her own books when she grows up.

Activity 14: Tell us


- a) What foods does Awori like?
- b) What does Awori want to do when she grows up?
- c) What foods do you enjoy eating?

Activity 15: Say



Unit
3

Activity 1: Look and talk


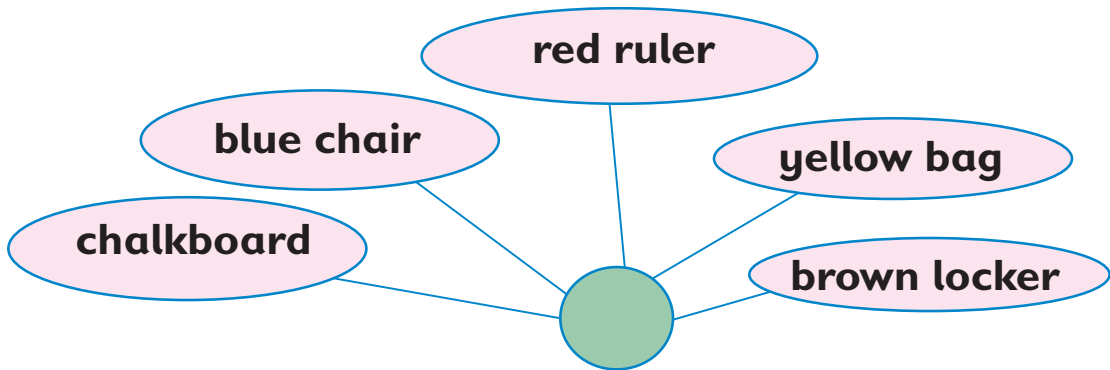


Activity 2: Talk about

Our school

Our school is ...
Our school has ...
I like our school ...

Activity 3: Point and name



Activity 4: Recite and act



In my school, we read and read
In my school, we learn and learn
In my school, we play and play



In my school, the teachers are good
In my school, we are friends
I love my school.

Activity 5: Recite about your school

Activity 6: Talk and role-play

a



b



headteacher

parents

talk

sports

community

hall

advice

c



Activity 7: Listen and tell

Buwa's school

Buwa goes to Stars Primary School. She is in Primary Two. Buwa likes to learn. She reads and writes at her school.



Buwa loves to play with her friends. She also helps in cleaning her school.

Buwa wants to be a nurse when she grows up. She will help many sick people..

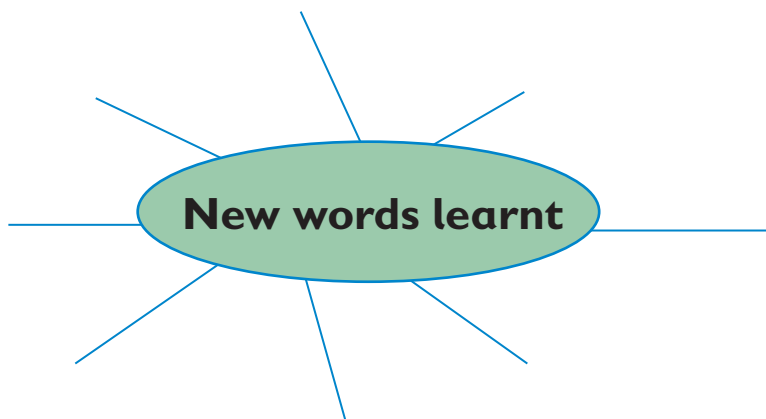
Activity 8: Tell us

- How will Buwa help people?
- How will you help others when you grow up.?
- How does your school help those around it?

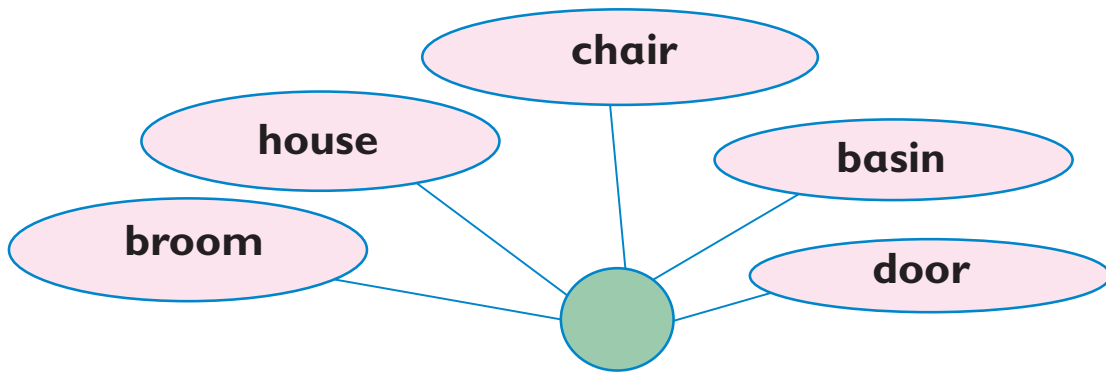
Activity 9: Draw and show

Draw your school. Talk about it.

Activity 10: Say



Activity 1: Point and name



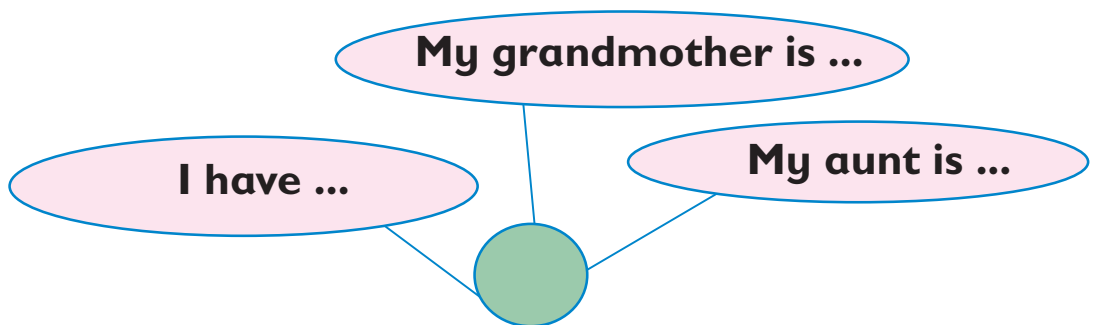
Activity 2: Show and tell

Name the things at home.




Activity 3: Point and name
Name Okello's family.



Activity 4: Talk about your family



Activity 5: Mime and say

| | |
|---|---|
| <p>(a)</p>  <p>wipe</p> | <p>(b)</p>  <p>cook</p> |
| <p>(c)</p>  <p>milk</p> | <p>(d)</p>  <p>wash legs</p> |

Activity 6: Say using your family

What they do

mother
father
sister
brother

Activity 7: Role-play and say

1. In groups, role-play activities done at home.
2. Sequence them.

Activity 8: Recite a poem



At home at home
Father is milking the cow
Sometimes mother milks the cow
Mother is going to the market
Sometimes father goes to the market.



Brother is sweeping the house
Sometimes I sweep the house
Sister is cooking our food
Sometimes brother cooks our food
We are a happy family.

Activity 9: Match from your family

mother
father
sister
brother
I


cooks food
feeds chicken
going to the market
sweeps the house
milks the cow

Activity 10: Listen and tell

Our good neighbour

My name is Okello. My grandmother and grandfather came to visit yesterday. They brought a lot of food.

My mother gave some of the food to our neighbour. She gave him wheat flour and cassava. Our neighbour was very happy. He said our mother is kind.



I know our neighbour is kind too. He always brings me sweets and toys when he goes to Juba town. I like my neighbour.

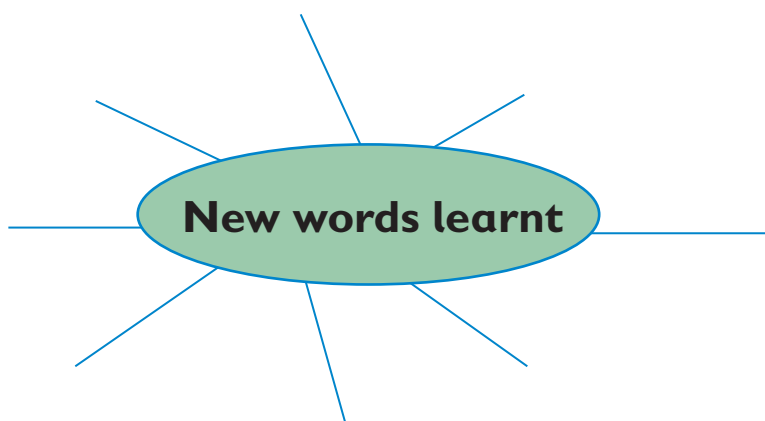
Activity 11: Tell us

1. How is Okello's neighbour kind?
2. Do you like your neighbour? Why?
3. Who is a good neighbour?
4. How can we be good neighbours?

Activity 12: Tell a story

Tell a story about your neighbours. Talk about your neighbour.

Activity 13: Say



Unit
5


Activity 1: Look and name

a



farmers

b



teacher

c



tailor

d



carpenter

Activity 2: Say and match

He is a carpenter.

They are farmers.

She is a tailor.

He is a teacher.

Activity 3: Sing and act



Butcher butcher, I need some meat.

Butcher butcher, will you cut me some?

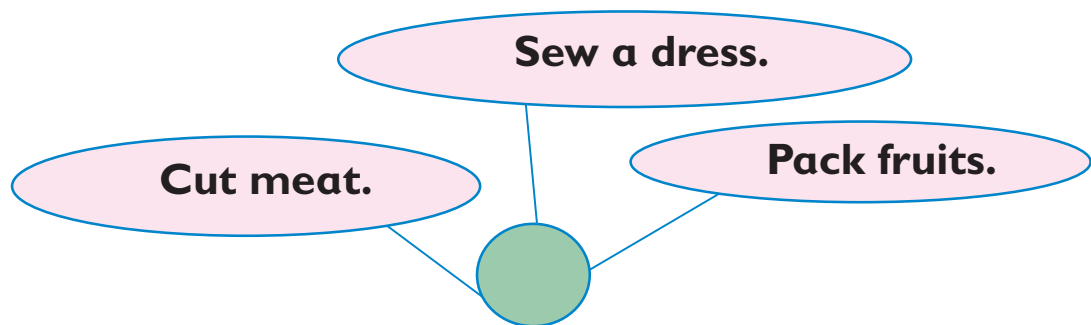
Grocer grocer, I need some fruits.

Grocer grocer, will you pack me some?

Tailor tailor, I need a new dress.

Tailor tailor, will you sew me one?

Activity 4: Mime



Activity 5: Listen and act

The two old friends



George: Hello Milkah.

Milkah: Hello George. Long time. Where do you work?

George: I am a nurse at Kator Health Centre.

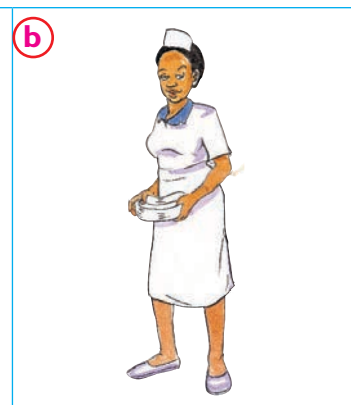
Milkah: Good to hear. I am a teacher at GS Juba School.

George: I am happy to meet you.

Milkah: I am happy too.

Activity 6: Role-play

nurse
teacher



Activity 7: Listen and tell

Akello the future doctor

Akello is a young girl in Primary 2. She loves everything about science. She is always watching in her father work in the laboratory.



Akello wants to be a doctor when she grows up. She wants to treat sick people. She also wants to build a big hospital.


Activity 8: Tell us

- a) What do you like about Akello?
- b) What do you want to be when you grow up?
- c) Which person do you admire most in your community?

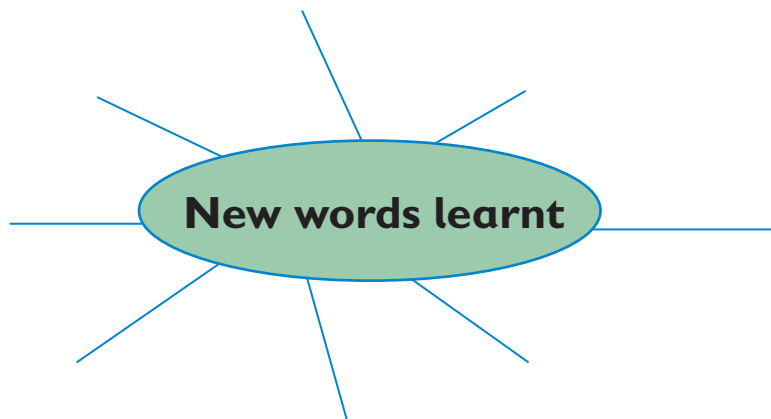
Activity 9: Who am I?

1. Role-play what you want to be.
2. The class to guess your job.

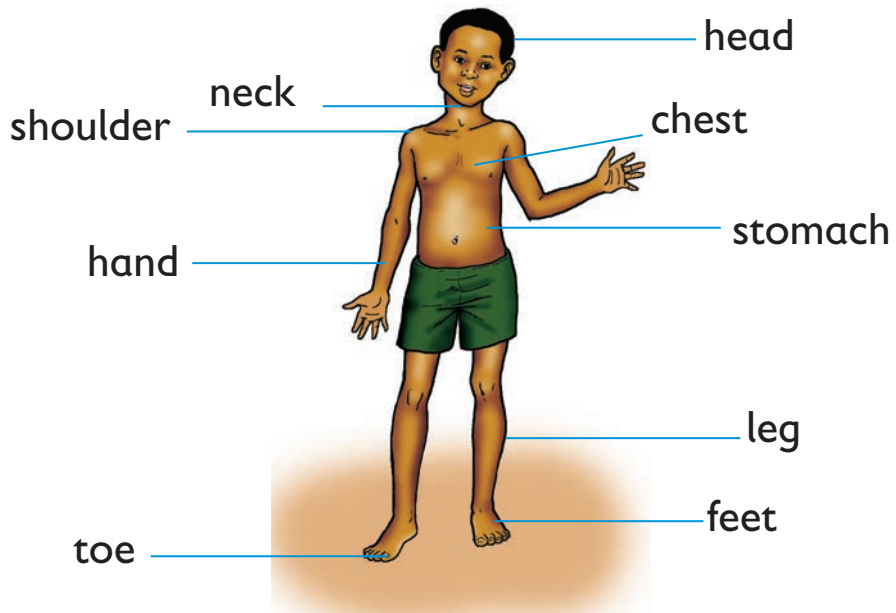
Activity 10: Say what they do



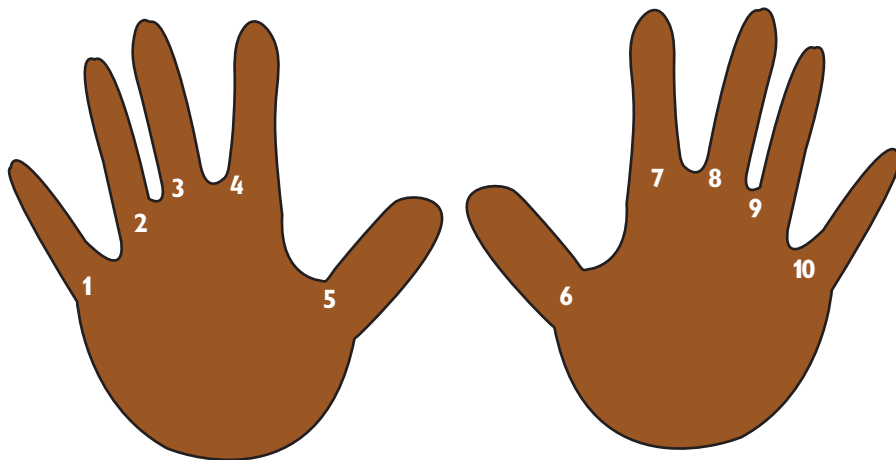
Activity 11: Say



Activity 1: Point and name

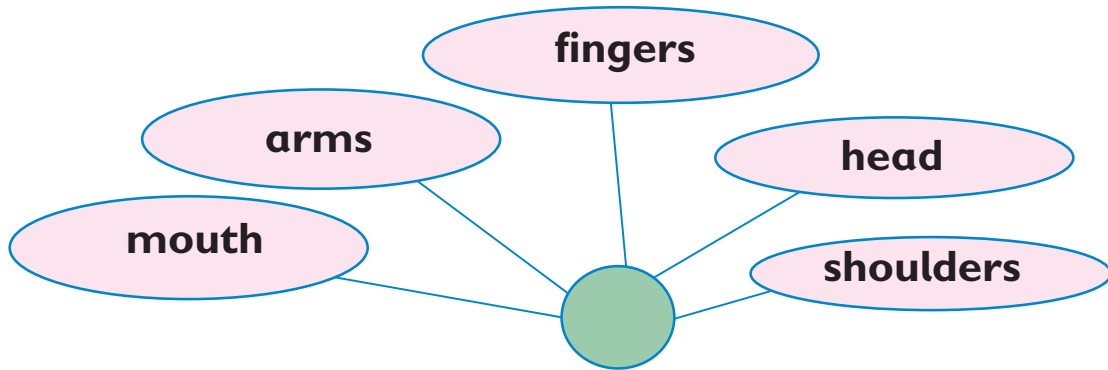


Activity 2: Count me



Activity 3: Say how many

Say how many you have.

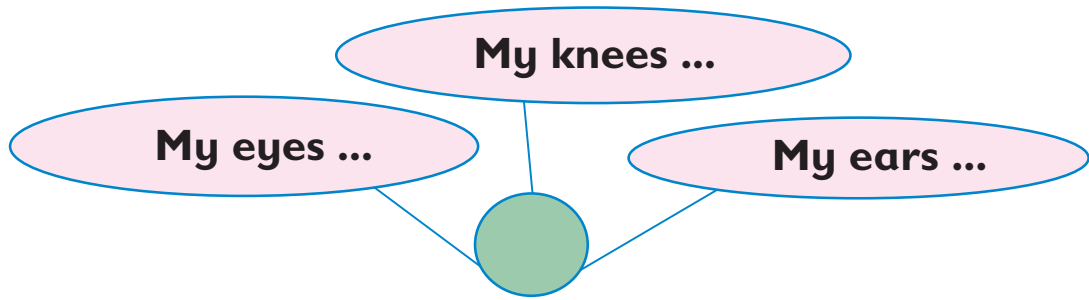


Activity 4: Sing and act



My hands are for clapping
My legs are for jumping
My fingers are for snapping
My arms are for hugging
My feet are for walking
My tongue is for talking.

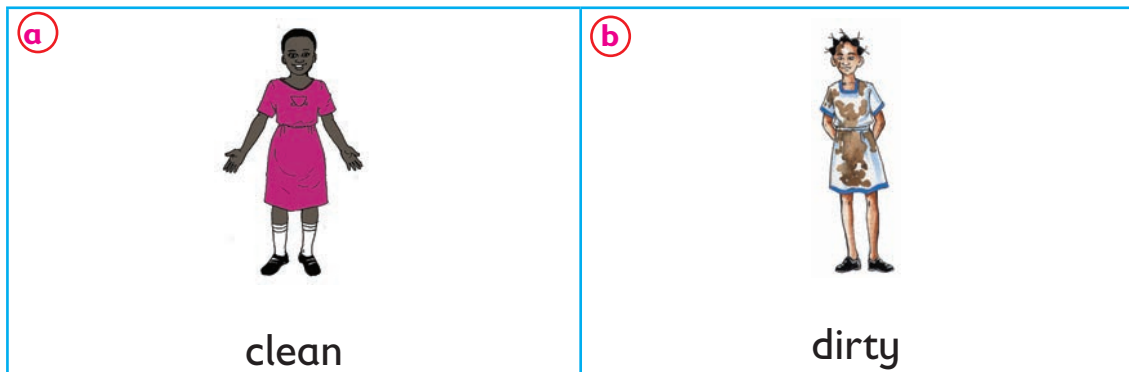
Activity 5: Sing about




Activity 6: Play a game

Play the touching game.

Activity 7: Look and talk



Activity 8: Touch and name



soap


basin

comb

towel

toothbrush

Activity 9: Recite



**From head to toe
We must be all clean
We brush our teeth
We cut our nails
We wash our bodies
We wash our clothes
We must be all clean.**

Activity 10: Listen and tell

Opi the clean boy

Opi is a clean boy. He keeps his body clean always. He has a toothbrush for brushing his teeth. He has a towel for wiping his body after a bath.

Opi cuts his nails once in a week. He washes his hands before eating and after the toilet.

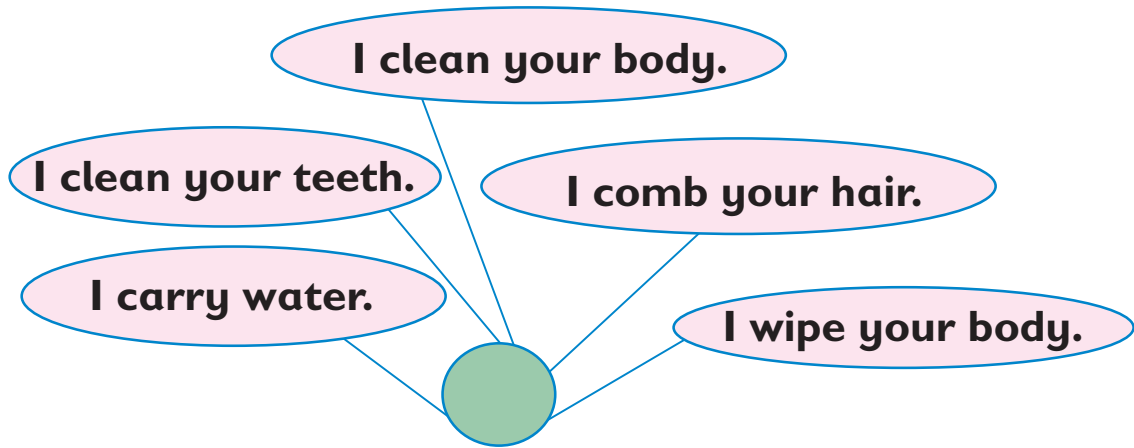


Opi also washes his feet before going to bed. Opi is a clean boy.

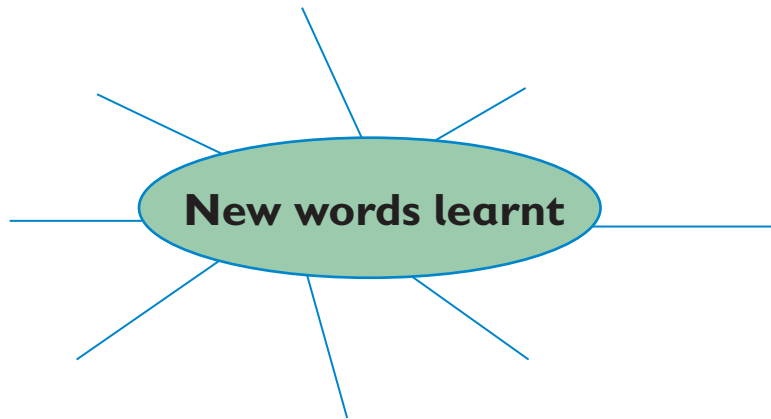
Activity 11: Tell us

1. What makes Opi a clean boy?
2. Name the things we use to keep clean.
3. Why is it good to be clean always?

Activity 12: Whom am I?



Activity 13: Say



Unit

7

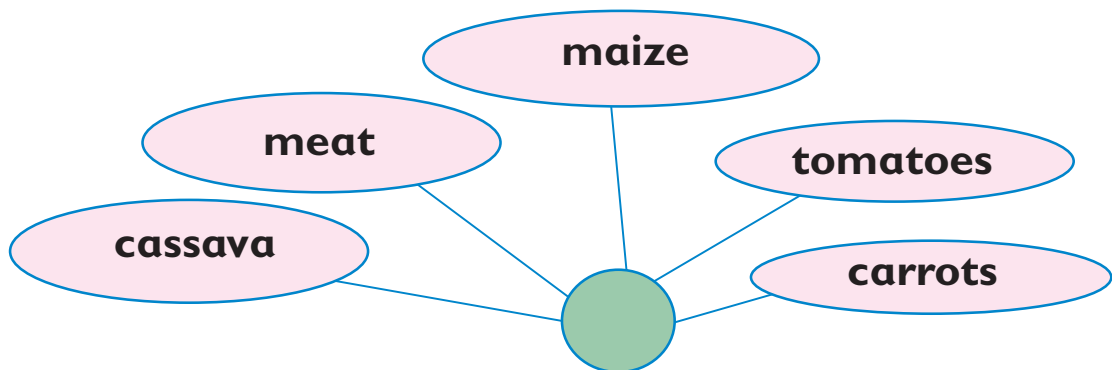
Activity 1: Point and name

fish bananas cabbage wheat pineapple



Activity 2: Touch and say

Touch in the picture above.

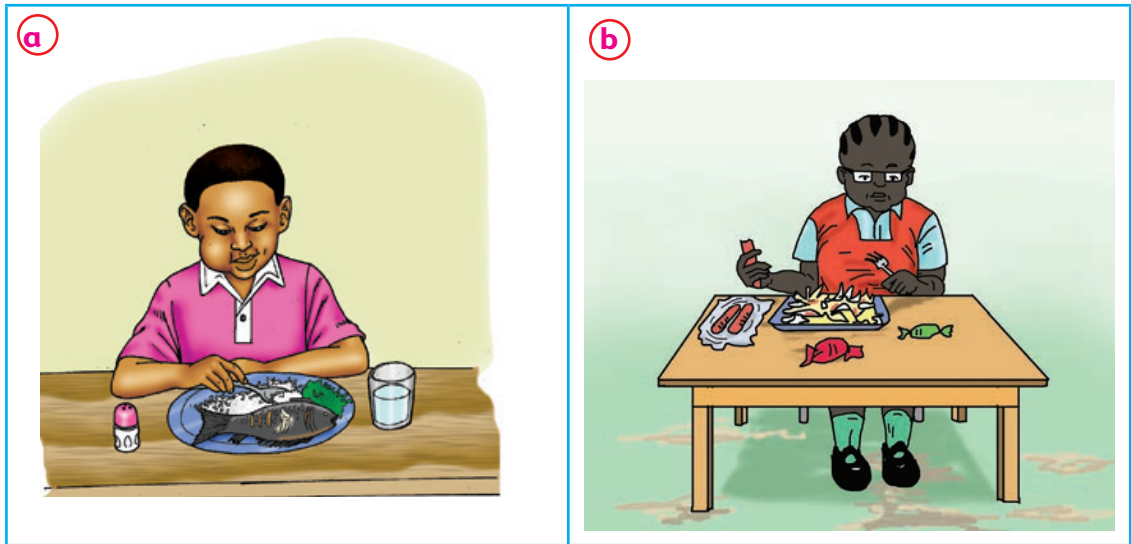


Activity 3: Play a game

Play the food game.

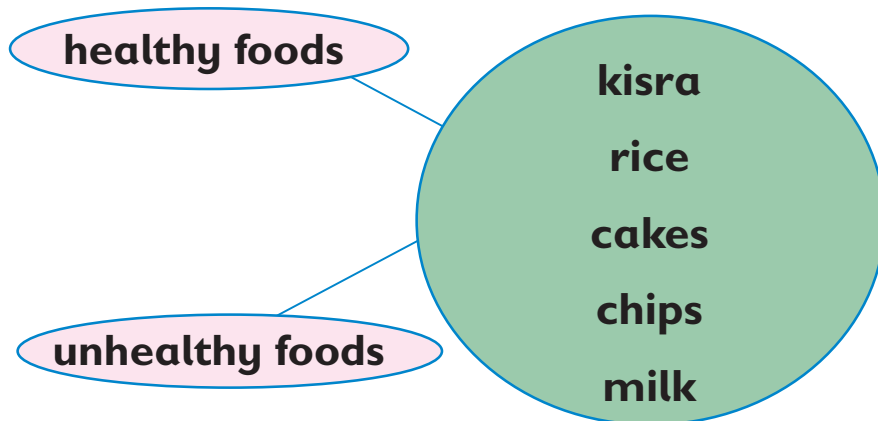
Activity 4: Say

Who is eating well and who is not? Why?



fish rice milk sweets chips sausages

Activity 5: Sort



Activity 6: Who am I?

Describe one food that you like or dislike.

Example:

I am red.
I am soft.
Who am I?

Activity 7: Recite



Sit upright when eating

Eat slowly

Do not talk with your mouth full

Do not chew loudly when eating

Do not eat a lot of sugar

Do not eat a lot of fats

Eat well grow well.

Activity 8: Listen and tell

Your many friends



We help you grow.
We are eggs, beans and
meat.

We give you energy to
work and play. We are rice,
wheat, maize millet and kiswa.



We protect you from all
kinds of diseases. All fruits and
vegetables are in this family.





I am **water**. I keep you healthy and never thirsty.

I am **fats**. You find me in oils. Do not eat too much of me.

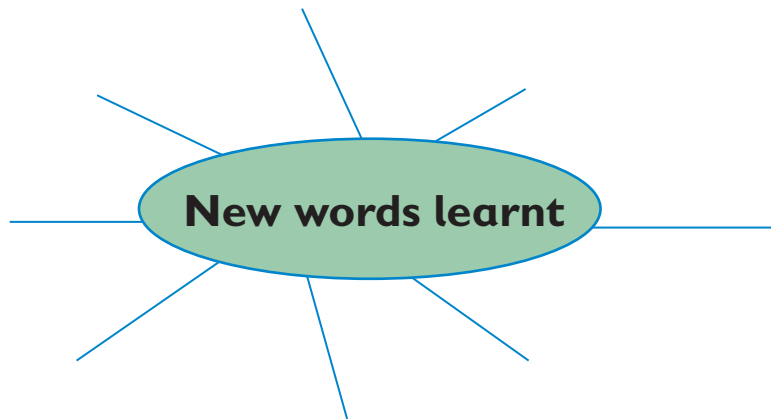


We are **exercises**. We are fun to be with. We help you grow strong and fit.

Activity 9: Tell us


1. Say **true** or **false**.
 - a) Eggs give me energy.
 - b) You should eat a lot of fats always.
 - c) You could use balls for exercises.
2. What happens if you do not eat healthy food?

Activity 10: Say



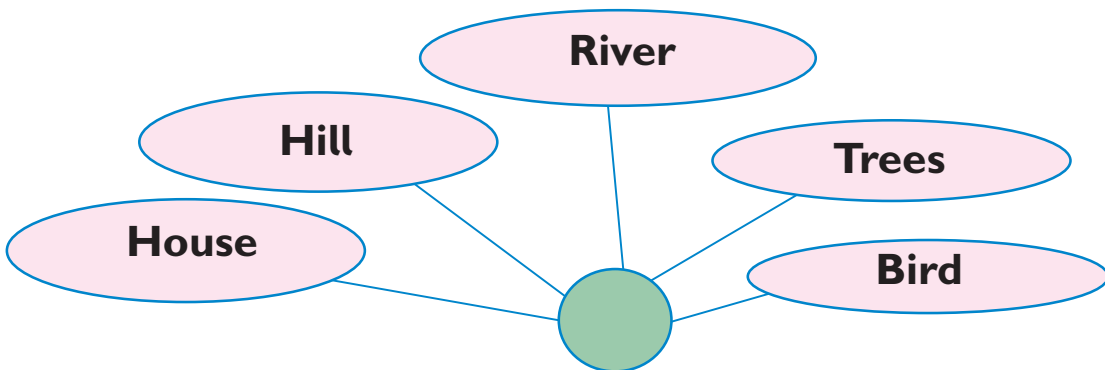
Activity 1: Look and talk

woman children man road animals bird



Activity 2: Point and name


Name from the picture above.



Activity 3: Take a walk and name

Take a walk around your school. Name what you can see.

Activity 4: Recite



**I see the beautiful world
I see the bright stars above
I see a bird flying high
How beautiful the world is!**

**I see a green tree standing high
I see many big elephants
See how good they look**

Activity 5: Look and name

a


sheep

donkey

horse

duck

camel



b

elephant

zebra



Activity 6: Play a game

Play a memory game. The teacher will guide you.

Activity 7: Say

Say what these animals give us.

cows
goats
hens



Activity 8: Listen and tell

Akello and the dog

One day, Akello's father sent her to the market. She was going to buy fruits. She went and bought mangoes, a pineapple, an apple and bananas.

On her way back, a dog appeared from the bush. Akello dropped the fruits and ran. She got home crying.



Her father felt sorry for Akello. He went and bought other fruits. Akello was happy.

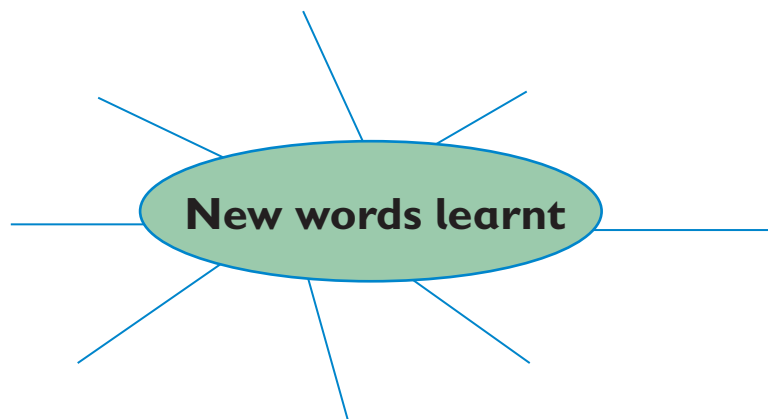
Activity 9: Tell us

1. What scared Akello?
2. Which fruits had Akello bought?
3. Make faces of Akello when she is sad and when she is happy.

Activity 10: Role-play

Act out the story 'Akello and the dog'.

Activity 11: Say



Activity 1: Mime

a



throw

b



hop-scotch

c



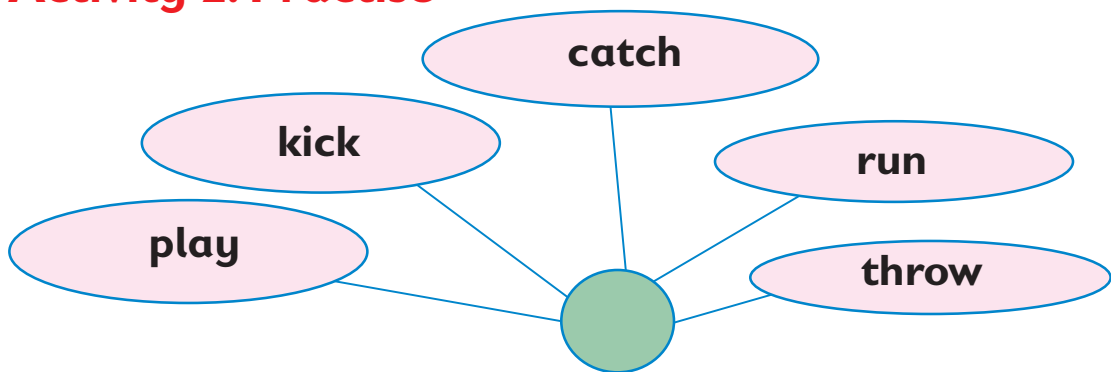
kick

d







run

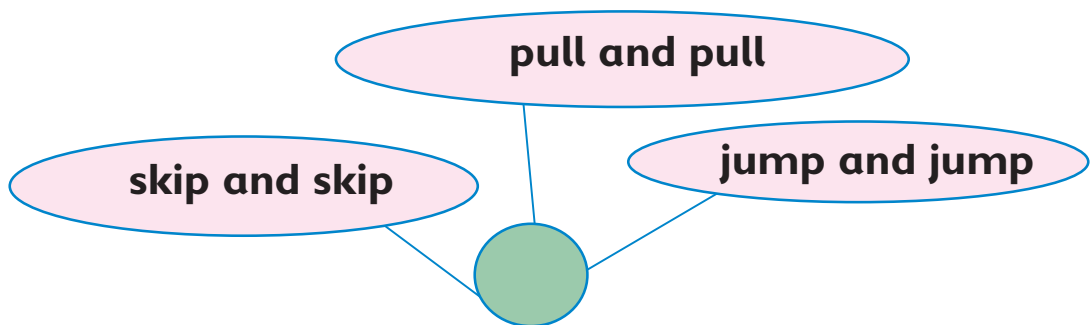
Activity 2: Practise



Activity 3: Act and play

| | |
|---|--|
| <p>a</p>  <p>run</p> | <p>b</p>  <p>pull</p> |
| <p>c</p>  <p>skip</p> | <p>d</p>  <p>jump</p> |

Activity 4: Mime



Activity 5: Recite and act



In our school
We play many games
Some jump high
Some run and run
Others pull and pull
Oh how we play many games.

Activity 6: Listen and say

My name is Akello.
I love playing football.
Football is my favourite game.





My name is Wani.
I love playing basketball.
Basketball is my favourite
game.

Activity 7: Debate

Say why your favourite game is the best.

Activity 8: Play a game

Play 'simon says' game. The teacher will guide you.

Activity 9: Look and talk




fight

forgive

Activity 10: Listen and tell

Adut the footballer

Adut is nine years old. Adut loves football. At home, Adut makes a ball using leaves and old papers. She then plays with her friends. Adut always scores many goals.



One day, a boy called Kenji wanted to play with Adut's team. Adut allowed him to. Kenji then started fighting other children.

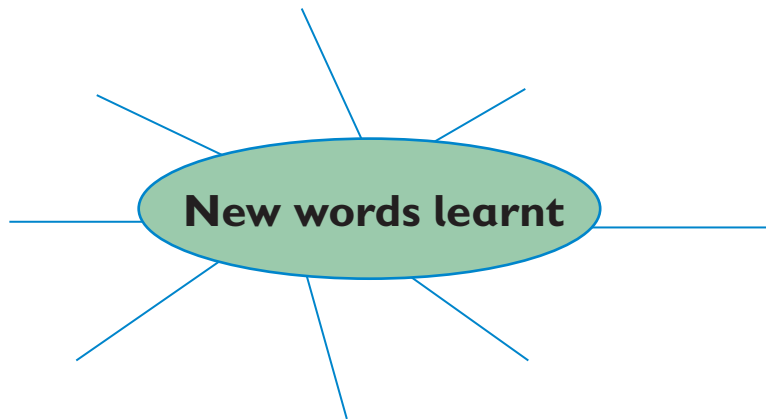
“Stop!” Adut told Kenji. She told him it is bad manners to fight when playing.

Kenji was sorry. He said he will not fight again. All children forgave Kenji. They all played happily.

Activity 11: Tell us





1. What game does Adut like playing?
2. What does Adut use to make her ball?
3. What lesson do you learn from the story?
4. Say the games you like playing.

Activity 12: Say

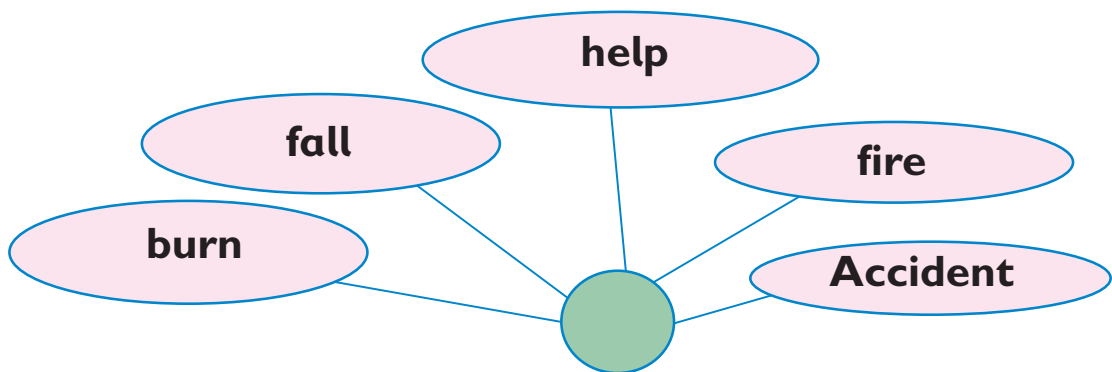


Unit 10

Activity 1: Look and talk


| | |
|--|---|
| <p>a</p>  <p>fire</p> | <p>b</p>  <p>road accident</p> |
| <p>c</p>  <p>medicine</p> | <p>d</p>  <p>fall down</p> |

Activity 2: Practise saying



Activity 3: Role-play

a



first aid

b



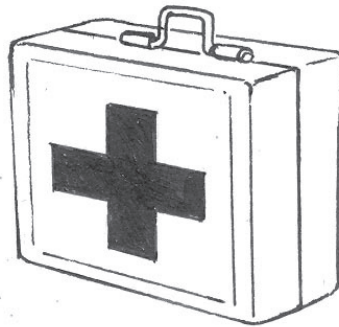
bandage

Activity 4: Name and say

a



b



c



d



ambulance

first aid box

bandage

water

Activity 5: Say

1. We stay safe at home by _____
2. We stay safe at school by _____

Activity 6: Listen and tell

Bol and the bees

Bol was reading under a tree. Then he saw bees flying towards him. Bol started running towards the house. He fell on a stone and hurt his knee.



Many bees got to Bol and started stinging him. He cried for help. A neighbour came and covered Bol with a blanket. The bees disappeared.

Bol was taken to hospital. He was treated by the doctor and given medicine to take at home. The doctor also tied a bandage on his knee.

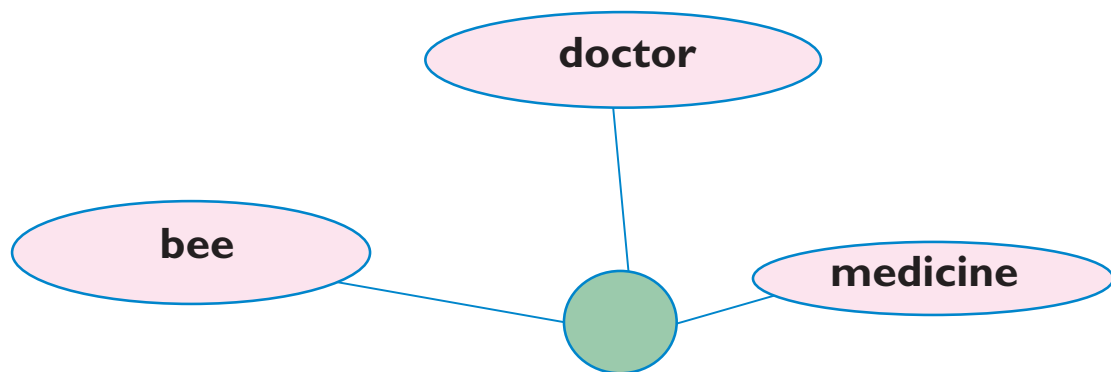
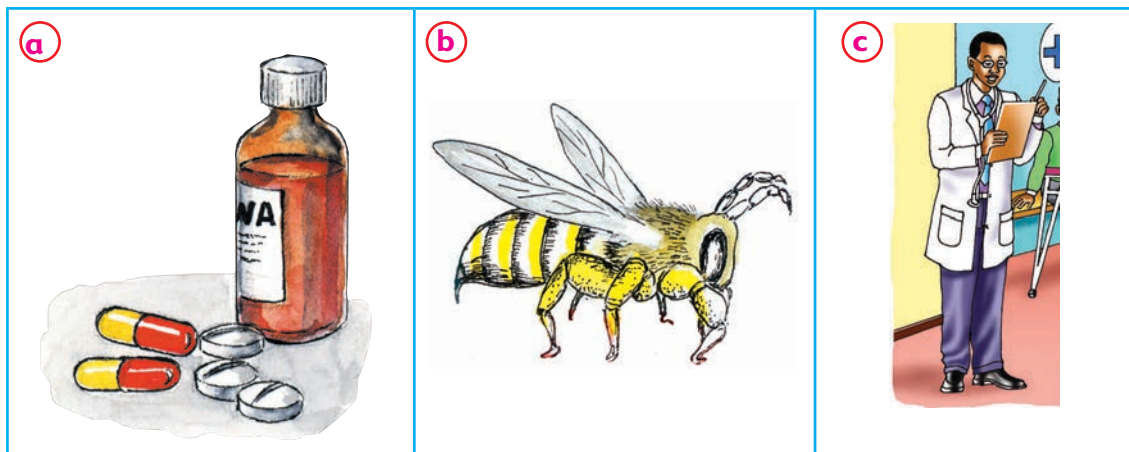
Activity 7: Tell us

1. What did Bol fall on?
2. What did the neighbour use to cover Bol?
3. What did the doctor tie on Bol's knee?
4. How can we help in an accident?

Activity 8: Draw and show

Draw one item the doctor used. Name it.

Activity 9: Match



Activity 10: Tell your story

Have you had an accident before? Tell the class what happened.

Activity 11: Recite



Do not play with fire.

Do not play with medicine.

Do not play with sharp objects.

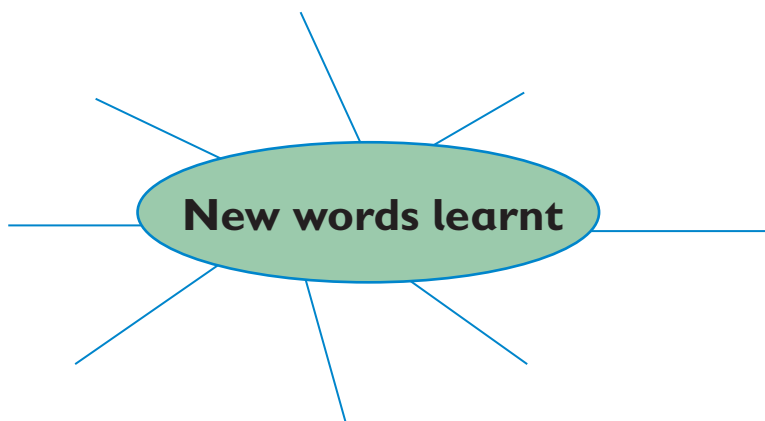
Do not play on the road.

Do not play with hot water.

Do not play with wild animals.





Do not play on a slippery floor.

Activity 12: Say

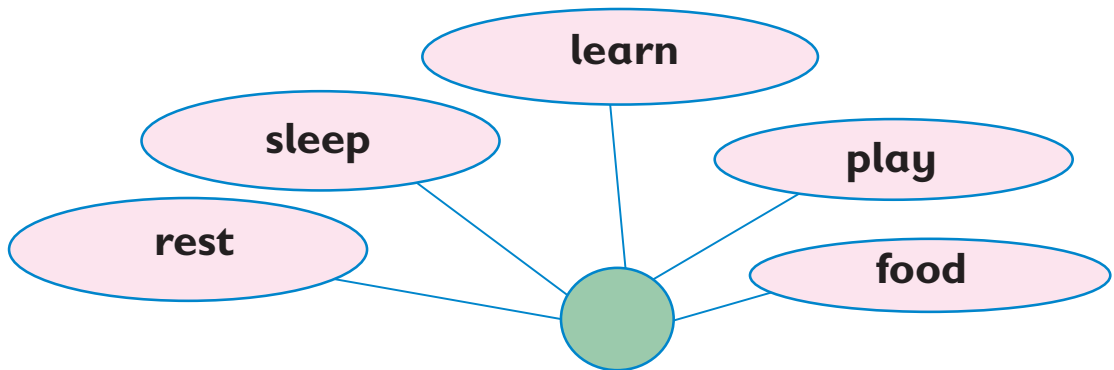


Unit 11

Activity 1: Look and talk

| | |
|--|--|
| <p>(a)</p>  <p>eat food</p> | <p>(b)</p>  <p>learn</p> |
| <p>(c)</p>  <p>sleep</p> | <p>(d)</p>  <p>play</p> |

Activity 2: Practise saying



Activity 3: Recite and act



We are children, we need to eat.

We are children, we need to learn.

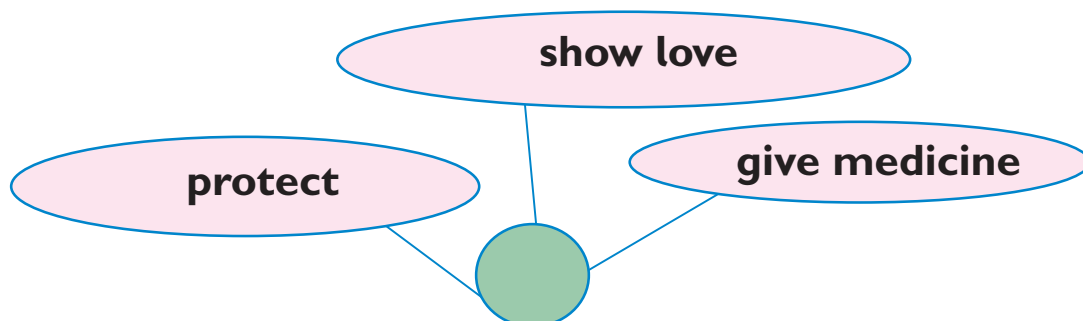
We are children, we need to play.

We are children, we need to rest.

We are children, we need love.

We are children, we need medicine.

Activity 4: Mime



Activity 5: Look and talk

a



hard labour

b



beating

Activity 6: Recite and act



Child labour



Why oh why?

Must we children

Weak and helpless

Continue suffering?

For how long must we suffer?

Activity 7: Listen and tell

Child labour

Mr Awi had a big farm. One afternoon, he called three children. He took them to his farm. He made them work the whole day.

The children worked and worked until they were very tired.



By evening the children were hungry and very tired. One of them got sick and was taken to hospital.

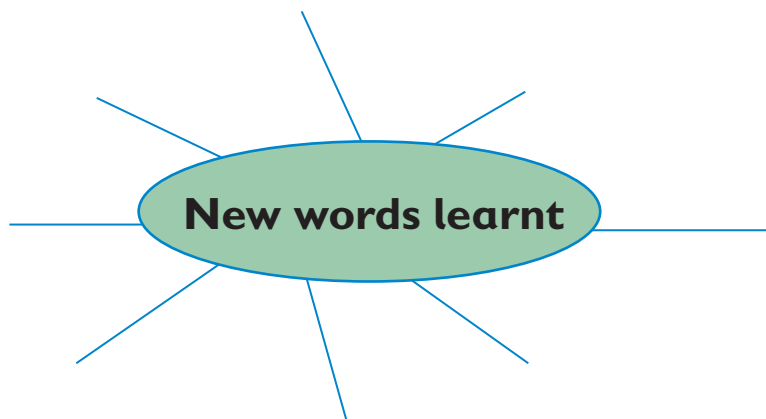
Activity 8: Tell us

1. What did Mr Awi tell the children to do?
2. Why do you think one child fell sick?
3. What do you feel about Mr Awi?

Activity 9: Play a game

Play the 'beat the clock' game. The teacher will guide you.

Activity 10: Say

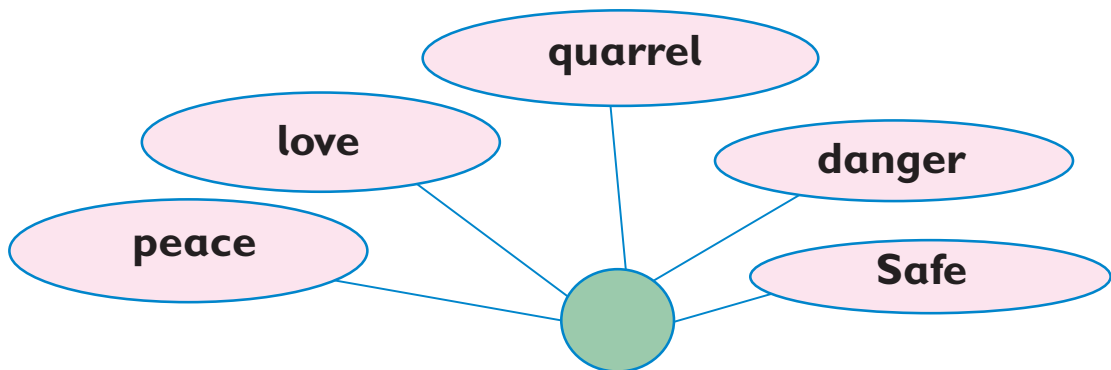


Unit 12

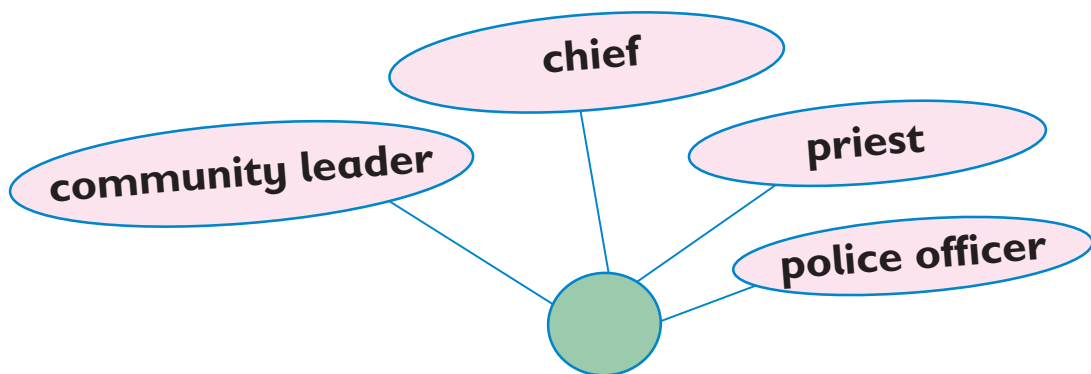

Activity 1: Look and talk

| | |
|---|---|
| <p>a</p>  <p>happy family</p> | <p>b</p>  <p>angry mother</p> |
| <p>c</p>  <p>children in class</p> | <p>d</p>  <p>danger</p> |

Activity 2: Practise saying




Activity 3: Name and say



Activity 4: Say and role-play

He is our chief.
He solves problems in
our village.



This is our community leader.
He advises us always.

This is our police officer.
She keeps us safe.




This is our priest.
He teaches us about God.

Activity 5: Who am I?

Talk about me.

chief
community leader
priest
police officer

Activity 6: Recite and act



In school, obey your teachers

At home, obey your parents

In the community, obey your elders

Walk in groups, be safe

Run away from strangers, be safe

Be safe, be safe

Activity 7: Say

We keep peace by

| |
|--|
| |
| |
| |
| |
| |

Activity 8: Listen and tell

At the chief's house

Chief Kenyi called all the villagers for a meeting. He wanted to talk about problems in the village. There was stealing and fighting. There was no peace in the village.



The people met at the chief's house. The chief looked sad and angry.

Then the chief told everyone to live in peace. All were not to steal other people's things. They were to also avoid landmines and other dangers. The villagers went back home happy.

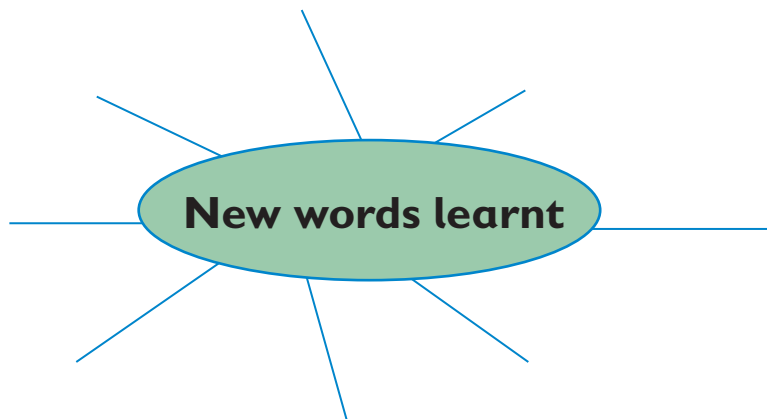
Activity 9: Tell us

1. Why did the chief call the meeting?
2. Is Chief Kenyi a good leader? Why?
3. Why is it good to live in peace with others?

Activity 10: Tell a story

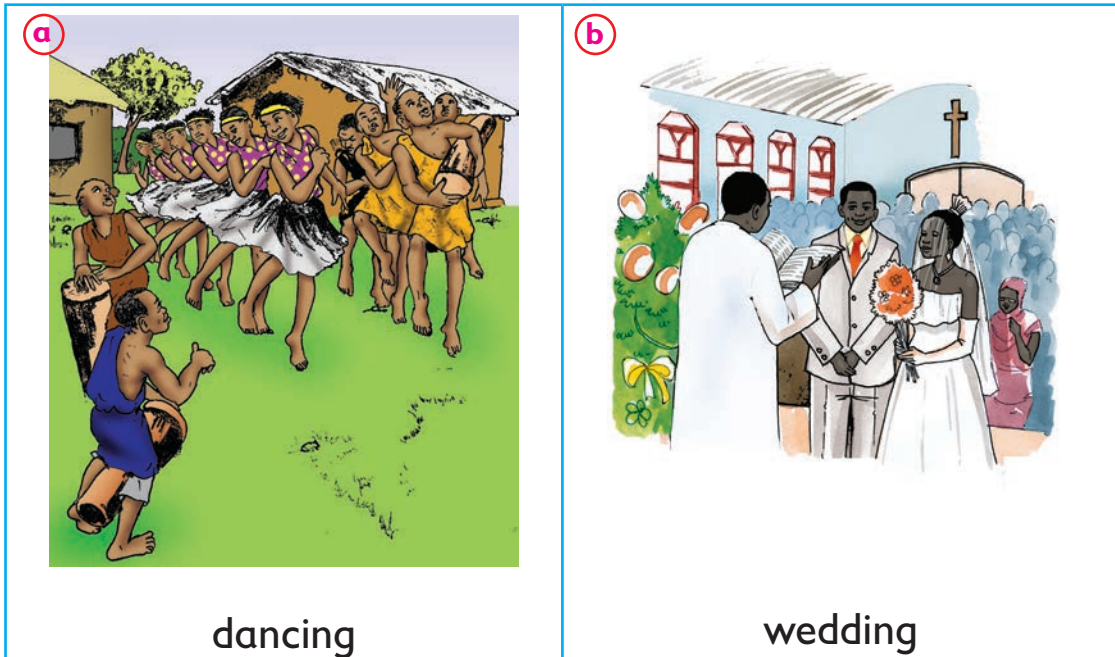
Have you attended a talk by any leader? Tell the class about it.

Activity 11: Say

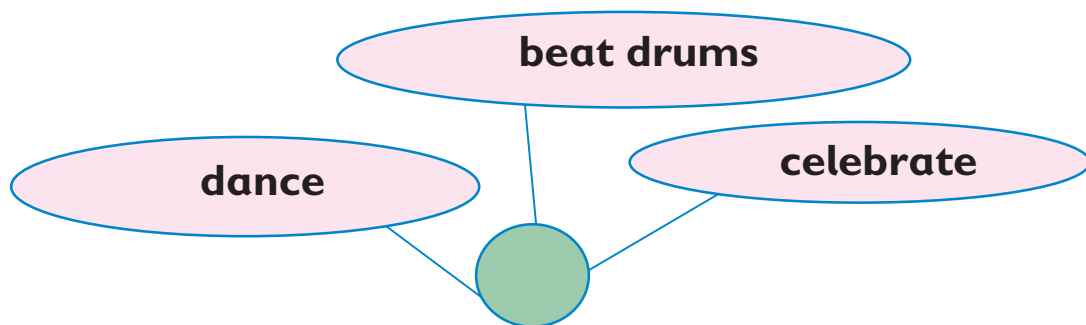


Unit
13

Activity 1: Look and talk



Activity 2: Mime



Activity 3: Talk about

Tell the class about your favourite celebration.

Activity 4: Look and talk



sad

funeral

death

cry

Activity 5: Sing and act



Dear father,
Don't go away.
Mother will miss you.
I will miss you.
Oh father,
When will you come back?
We love you father.

Activity 6: Listen and Tell

Buwa's big day

It was my big sister Buwa's wedding. Soon the groom arrived in our compound.

We all headed towards the church in beautiful cars. Uncle Peter's big car carried my sister.

We arrived at the church at noon. The priest welcomed us and the wedding started. Everyone looked happy.



After the church ceremony, we ate food and took photos. People danced happily. Many people gave presents. We were very happy.

Activity 7: Tell us

- a) What was happening on the big day?
- b) Where did the wedding take place?
- c) What do you enjoy most at a wedding? Why?

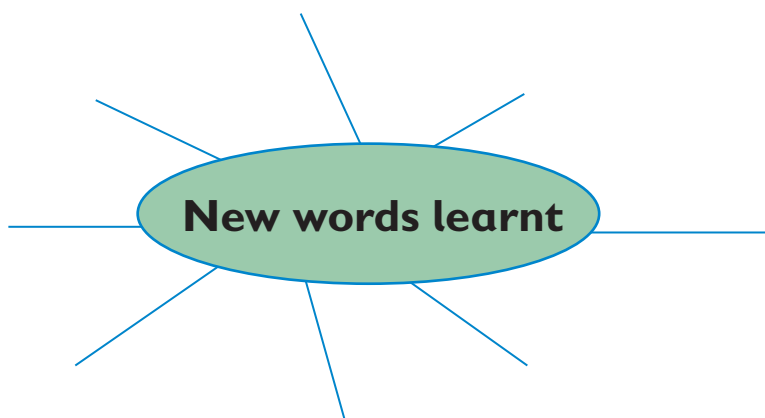
Activity 8: Role-play

Role-play Buwa's big day.

Activity 9: Play a game

Play the memory game. The teacher will guide you.

Activity 10: Say

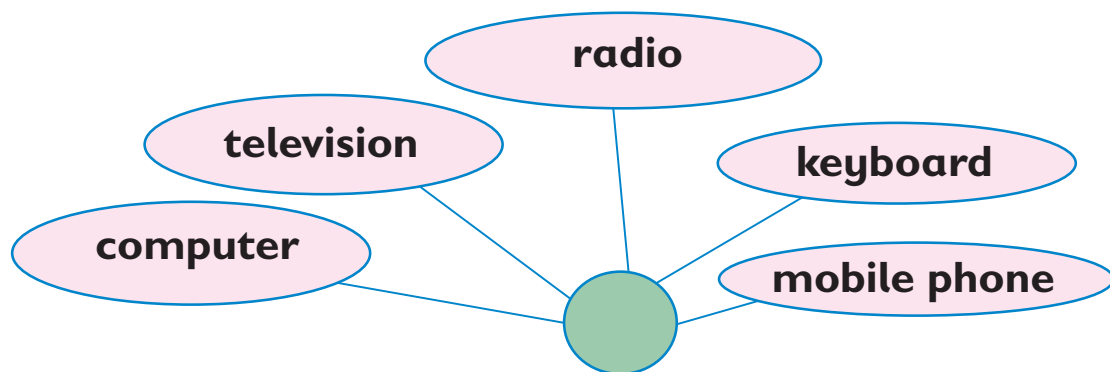


Unit 14

Activity 1: Look and name



Activity 2: Listen and point



Activity 3: Role-play

This is my **computer**.
I **type** my work on it.

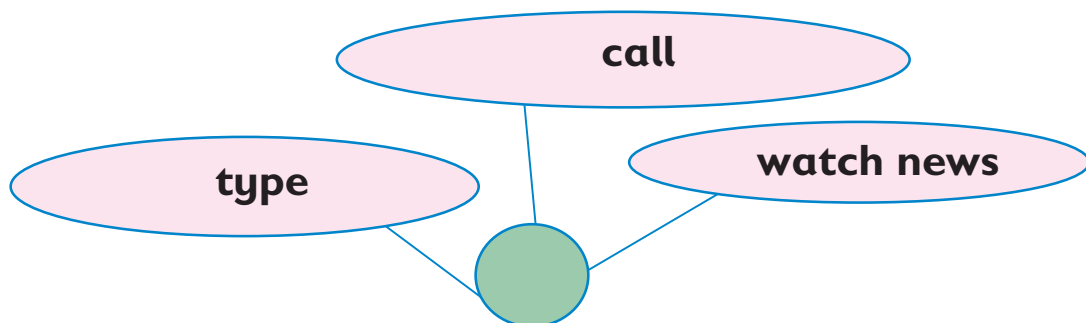


This is my **mobile phone**.
I use it to **call** my uncle.

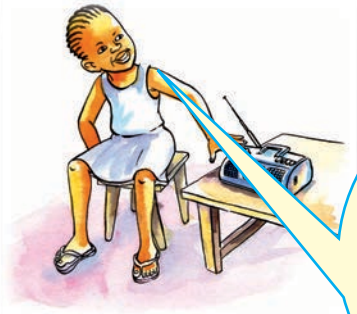
This is our **television**.
We like to **watch news**.
We watch football too.



Activity 4: Mime



Activity 5: Say and do



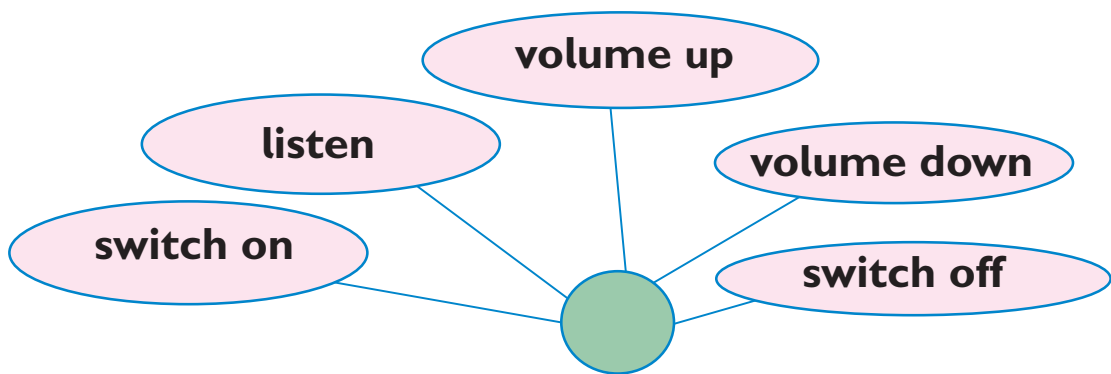
This is my radio.

I **switch on** when I want to listen.

I turn the **volume** up or down.

I **switch off** after listening to the radio.

Activity 6: Say and mime



Activity 7: Listen and act

Sami: My father bought a computer yesterday.

Abdul: What will you do with it?

Sami: I will use it to watch school videos.

Abdul: What else?

Sami: I will type and draw with it.

Activity 8: Listen and tell

The computer

A computer has a **mouse** and **keyboard**. When you type on the keyboard, the words are seen on the **screen**.



Many people use computers at home, work and school. Computers make work easier. The computer saves what you type and you can see it another time.

People can also listen to songs and watch videos on the computer.

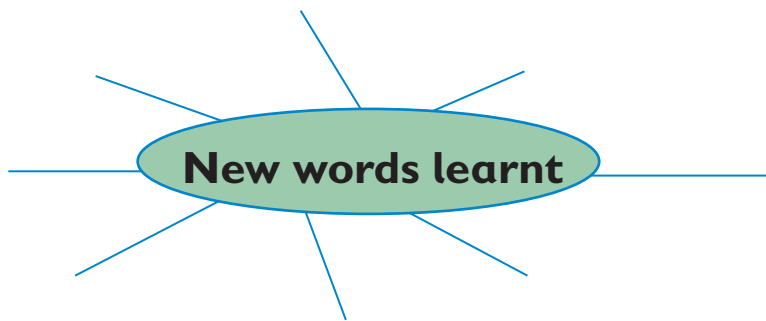
Activity 9: Do on the computer

Type your name.

Activity 10 Match and read

| | |
|--------------|--|
| screen |  |
| mobile phone |  |
| mouse |  |
| keyboard |  |
| computer |  |

Activity 11: Say





South Sudan

Primary English

2

Primary English has been written and developed by Ministry of General Education and Instruction, Government of South Sudan in conjunction with Subjects experts. This course book provides a fun and practical approach to the subject of English, and at the same time imparting life long skills to the pupils.

The book comprehensively covers the Primary 2 syllabus as developed by Ministry of **General Education and Instruction**.

Each year comprises of a Pupil's Book and teacher's Guide.

The Pupil's Books provide:

- Full coverage of the national syllabus.
- A strong grounding in the basics of English.
- Clear presentation and explanation of learning points.
- A wide variety of practice exercises, often showing how English can be applied to real-life situations.
- It provides opportunities for collaboration through group work activities.
- Stimulating illustrations.



All the courses in this primary series were developed by the Ministry of General Education and Instruction, Republic of South Sudan. The books have been designed to meet the primary school syllabus, and at the same time equipping the pupils with skills to fit in the modern day global society.

This Book is the Property of the Ministry of General Education and Instruction.

This Book is not for sale.

Any book found on sale, either in print or electronic form, will be confiscated and the seller prosecuted.

Funded by:



Published by:

